

City of London Police Annual Report 2022-23

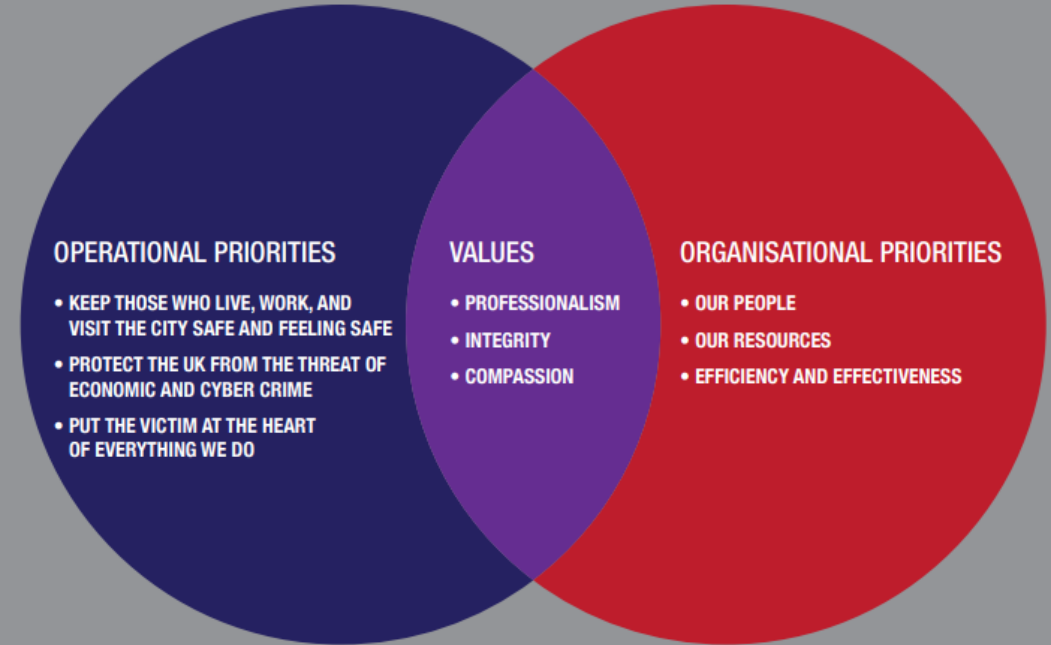


Contents

Our Policing Plan	3
Commissioner's Foreword	4
Chair's Foreword	5
Operational Priorities	6
Organisational Priorities	14
Crime Statistics	18
Our Resources	23
Our Finances	24
Chief Officer Team	26
Police Authority Board	27

Our Policing Plan

A LOCAL SERVICE WITH A NATIONAL ROLE, TRUSTED BY OUR COMMUNITIES TO DELIVER
POLICING WITH PROFESSIONALISM, INTEGRITY AND COMPASSION



NB:- Please note that a new [Policing Plan for 2022-25](#) has been recently published but this annual report assesses performance of 2022-23 based on the previous iteration of the Policing Plan 2021-22.

Commissioner's Foreword



I am delighted to present this annual report which sets out progress against our Policing Plan 2022/23.

While footfall in the City is returning to normal levels and we have more visitors than ever enjoying the night time economy, crime levels remain below pre-pandemic levels and anti-social behaviour has reduced.

This year His Majesty's Inspectorate of Constabulary Fire & Rescue Services undertook its efficiency, effectiveness and legitimacy inspection. We were pleased to receive a good grade for how our people are engaging with and treating the public with fairness and respect, and a good grade for how we respond to the public. The report also provided some valuable insight into areas where we can do more to better serve our communities and support our people. Delivering against this will be a priority over the coming year.

This year we marked the 30 year anniversary of the tragic murder of Stephen Lawrence and also reflected on the findings of the Baroness Casey review. Police culture and standards, and how that reflects on our people and the service we provide to our communities, is of vital importance. I want the benefit of a diverse workforce with diverse thinking in our service, and for all our people to feel a sense of belonging. That is why we have launched our Inclusivity Programme and are delivering against national programmes of work including the Police Race Action Plan and Violence Against Women and Girls strategy. Our approach to recruitment and retention over the last year is slowly increasing the proportion of women and people from ethnic minority backgrounds in our workforce – an upward trend I am committed to maintaining.

I was delighted to see violence against women and girls included as a new threat in the new Strategic Policing Requirement and a greater prominence given to fraud. This focus on fraud supports the work we do to encourage greater prioritisation of this type of crime by Police & Crime Commissioners and Chief Constables. The work we have done over the last year to create a regional network of proactive economic crime teams and to progress the next generation fraud and cyber reporting and analysis service directly contributes to the government's new fraud strategy. We have continued to strengthen cyber capabilities across policing and to work in partnership with industry through our leadership of the regional cyber resilience centres.

As a local service with a national role our mission remains to be trusted by our communities to deliver police services with professionalism, integrity and compassion.

Angela McLaren
Commissioner, City of London Police

Chair's Foreword



Following the appointment of Angela McLaren as Commissioner in January 2022, we have welcomed two new Assistant Commissioners, two new Commanders, appointed a joint Chief Financial Officer for the City Police and Police Authority, and a new Director of the Police Authority.

We will always start with putting victims and our communities at the heart of everything we do. The spotlight on policing in England and Wales has never been stronger, particularly in London, and as a result we are continuing to focus on strengthening the trust and confidence of our communities.

At the start of the year, we published a refreshed Policing Plan that set out our local and national priorities. Critical to this is embedding a culture that promotes inclusivity, equity, and fairness in everything we do – a vision for the City Police that ensures it is the most inclusive police service in the UK.

Tackling violence against women and girls is a priority and it has been fantastic to see the initiatives by City Police receiving national recognition. We are in the process of revitalising our Safer City Partnership with a focus on tackling crime linked to the night time economy, and anti-social behaviour. Protective security and counter terrorism remains a top priority to ensure the City remains the safest business district in the world.

I was proud of the important role City Police played in the Platinum Jubilee celebrations for Queen Elizabeth II, the funeral following her sad passing and the recent Coronation of King Charles III and Queen Camilla.

On a national scale, work has continued to ensure efforts to reduce fraud, economic and cyber crime. This has included engaging with stakeholders to ensure these crimes are seen as a priority, which have subsequently been reflected in the Strategic Policing Requirement, the publication of the Fraud Strategy and the Economic Crime Plan 2.








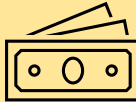




We lobbied successfully for inclusion of fraud in the Online Safety Bill, continue to push for evidence disclosure reform, and advocate for the introduction of a stronger failure to prevent fraud offence to ensure it applies as widely as possible – not just to large corporates. Finally, good progress has been made towards the replacement for Action Fraud next year. Tackling fraud is critical for a competitive City, London, and UK, and the new service will play a huge part in shoring up our economic security.

I wish to thank all officers and staff of City Police and the Police Authority for the work they do. Together, we will continue to deliver against our policing priorities to keep all those that live, work or visit the City safe and in tackling fraud and cyber for the nation.

James Thomson
Chair, City of London Police Authority Board

Policing Plan Operational Priorities

We set performance measures against our Policing Plan priorities which are monitored by the Police Authority. This year the performance measures related to:

Keep those who live, work and visit the City safe and feeling safe			
 <p>Reducing neighbourhood crime and harm</p>	 <p>Protecting the City from terrorism</p>	 <p>Tackling anti-social behaviour and reducing violent crime</p>	 <p>Tackling serious and organised crime</p>
Protect the UK from the threat of economic and cyber crime			
 <p>Working with businesses and communities to protect themselves from economic and cyber crime</p>	 <p>Improving the police response to economic and cyber crime</p>	 <p>Targeting fraud offenders and bringing them to justice</p>	 <p>Disrupting criminal money flows and seizing proceeds of crime</p>
Put the victim at the heart of everything we do			
 <p>Delivering a improved criminal justice service</p>	 <p>Helping victims who report to Action Fraud recover their money</p>	 <p>Safeguarding and supporting vulnerable people</p>	 <p>Improving national fraud & cyber crime reporting services</p>

Keep those who live, work and visit the City safe and feeling safe			
<p>In a survey conducted by City of London Corporation in 2022, 88% of residents and 85% of workers agreed that the City is a safe place.</p>	<p>Deployed Project Servator teams 1,492 times to protect the City from the threat of terrorism.</p>	<p>Deployed Operation Reframe on 8 occasions, leading to 236 licensed premises checks focusing on protecting women and girls in the City at night.</p>	<p>Policed 100 protests in the City, deploying: 23 Inspectors; 82 Sergeants; 452 Constables.</p>
Protect the UK from the threat of economic and cyber crime			
<p>Within the last financial year, we held 117 academy courses for 1,438 delegates.</p>	<p>Visited all 45 police forces nationally to support and share good practice with fraud and economic crime teams.</p>	<p>Police Cyber Alarm has over 6,000 members and is now live in 42 police forces in England and Wales and Northern Ireland.</p>	<p>£6.2m criminal assets recovered and restrained across 107 investigations.</p>
Put the victim at the heart of everything we do			
<p>2021/22 PEEL Inspection reported the force records crimes well and is among the best in England and Wales at obtaining positive outcomes for victims.</p>	<p>Through Action Fraud we managed 2.1 million additional contacts relating to fraud and cyber crime freeing up 999/101 centre capacity for other crimes.</p>	<p>2021/22 PEEL Inspection found our evidence-led prosecutions on behalf of victims of domestic abuse is the best approach in England and Wales.</p>	<p>National Economic Crime Victim Care Unit has engaged with and supported 113,356 victims of fraud and cyber crime in the past 12 months.</p>

Keep those who live, work and visit the City safe and feeling safe

We have undertaken a range of activities to keep the City safe and our communities feeling safe. Some highlights are set out below.

VIOLENCE AGAINST WOMEN AND GIRLS

As the City has emerged from the pandemic there has been an increase in the number of people enjoying our vibrant night time economy. To keep those who visit the City safe at night, we are working with our partners in a highly visible way through 'Operation Reframe' to provide public reassurance and tackle crime and anti-social behaviour. Through Operation Reframe, we have been improving women's safety in the night time economy undertaking hundreds of licensed premises checks, and providing crime prevention advice linked to safe travel and drink spiking. We recently launched a new initiative for women to join female officers on a 'Walk and Talk', to discuss areas in the City where they might feel vulnerable and talk about what can be done to alleviate their concerns.

REDUCING VIOLENT CRIME

Our Christmas campaign ran through our busiest periods of footfall and used statistical analysis of current crime trends to focus resources. Hotspot policing and pulse patrols were amongst the strategies used to deter and detect crime while providing a high visibility presence of officers from across our teams. Violent crime was reduced overall during this operation with 19 arrests and 22 positive outcomes from stop and searches.

REDUCING ANTI-SOCIAL BEHAVIOUR

Having increased the number of dedicated ward officers in the City of London we have been aligning our additional local policing resources to problem solving neighbourhood crime and anti-social behaviour. We are working closely with the City of London Corporation to focus on the key drivers of anti-social behaviour and how we can work in partnership to prevent and reduce it, including focussing on the most prolific locations and offenders. This year we have seen a 19% decrease in anti-social behaviour in the City compared with the 2019/20 benchmark.

PROTECTING THE JUBILEE CELEBRATIONS

We worked in partnership to keep the public safe and secure, during Her Majesty Queen Elizabeth II Platinum Jubilee Celebrations keeping circa 600,000 people safe with 1,128 officer deployments.



Keep those who live, work and visit the City safe and feeling safe

OPERATION LONDON BRIDGE

Worked with policing partners and agencies in supporting the delivery of the largest ever ceremonial operation to mark the death of Queen Elizabeth II and the accession of His Majesty King Charles III keeping circa 570,000 people safe with 2,328 officer deployments.



SAFER BUSINESS ACTION DAY

The Safer Business Action Day initiative is an award winning joint initiative by police, business, private security, business crime reduction partnerships and business improvement districts to reduce crime and anti-social behaviour affecting businesses. The first Safer Business Action Day in the City was held in March and resulted in a number of arrests and over 100 businesses visited to understand local concerns and encourage crime and intelligence reporting

AMAZON WEB SERVICES & SCHOOLS PROJECT

The online retailer Amazon is working with a group of young students to improve their digital skills. We became involved to develop the relationship between police and young people and increase trust and confidence. In September 2022, fifty 16-24 year olds attended an event which provided a safe environment for some valuable discussions, with issues and possible solutions being talked about constructively. We were able to open up a positive dialogue with a key audience and get some extremely useful feedback. The employers involved have skills gaps to fill and were able to demonstrate to the young people the many career opportunities on offer in this exciting sector.

OPERATION NIVEN

This is a pan-London operation in partnership with the Metropolitan Police and British Transport Police targeting criminals snatching mobile phones from the public. 22 suspects have been arrested and approximately 1,000 mobile phones recovered. 5 individuals arrested in the City are currently in prison serving a sentence or on remand and a number of investigations are awaiting Crown Prosecution Service charging decisions. Handlers of the stolen phones are also being targeted.

Protect the UK from the threat of economic and cyber crime

We have undertaken a range of activities to protect the UK from economic and cyber crime. Some highlights are set out below.

DEVELOPING ECONOMIC AND CYBER CRIME CAPABILITIES

Our Economic and Cyber Crime Academy (ECCA) delivers a range of training courses to police, other law enforcement agencies and international partners, in partnership with the Foreign Commonwealth, Development Office and the National Crime Agency. Over the last financial year, we delivered 117 training courses for 1,438 delegates. We are currently realigning our professional training pathway for fraud investigators. This is in consultation with the College of Policing, police forces, regional organised crime units, the Crown Prosecution Service, and other key stakeholders. In the meantime we are continuing to deliver training to the new capabilities developed as part of the government's recently announced fraud strategy and are developing a people strategy to improve retention and recruitment of counter fraud capabilities across policing.



PROTECTING BUSINESS FROM CYBER CRIME

The City established the National Cyber Resilience Centre group as a vehicle for strategic collaboration between the police, government, industry and academia to strengthen cyber resilience across small and medium sized businesses. 2022 saw the launch and growth of its National Ambassador programme (which harnesses the support and expertise of some of our nation's most successful private sector organisations) as well as Cyber PATH (a talent pipeline for the next generation of cyber security experts). With the 2022 launch of the London Cyber Resilience Centre, the network now comprises nine centres and covers every region across England and Wales. Together the centres have delivered guidance, advice and support to thousands of small and medium-sized enterprises, helping them to better protect their day-to-day operations from cyber criminals.

OPERATION HENHOUSE

In early 2023, we led and coordinated an intense period of pursue activity against fraudsters by police forces across the country, working with partners from the National Economic Crime Centre. This built on the success of a similar intensification in March 2022. The combined outcomes from both intensifications are 290 arrests, 174 voluntary interviews, 58 warrants executed, 370 cease and desist notices issued and over £6.2m criminal assets recovered or restrained (across 107 investigations).

Protect the UK from the threat of economic and cyber crime

POLICE CYBERALARM

We have continued to develop and roll out the Police CyberAlarm which is provided free to organisations and Police CyberAlarm detects and provides regular reports of suspected malicious activity, enabling organisations to minimise their cyber vulnerabilities. It has resulted in increased collaboration and engagement between policing and businesses, maximising sharing of suspicious data at pace and volume. Police CyberAlarm is now live in 42 police forces in England and Wales and Northern Ireland, with Police Scotland looking to join. It has 7,300 members with a large concentration in the education sector.

During the past 12 months we have:

- ✓ Identified 395 million suspicious incidents
- ✓ Completed over 60,000 vulnerability scans on member organisations' websites
- ✓ On external networks identified 2,200 high risk, 14,200 medium risk and 3,380 low risk vulnerabilities.

PROACTIVE ECONOMIC CRIME TEAMS

As part of our commitment to the fraud reform programme, we have established and lead a network of proactive economic crime teams in every region in England & Wales. As of March 2023, the teams were investigating over 400 fraud intelligence packages against some of the most serious fraud offenders.

TACKLING FRAUD THROUGH INNOVATIVE PUBLIC PRIVATE PARTNERSHIPS

In 2022 we celebrated the 20 year anniversary of the Dedicated Card and Payment Crime Unit, a partnership between City of London Police, Metropolitan Police and UK Finance. Since its inception, the unit has achieved industry savings of approximately £750 million through preventing and disrupting fraud and brought hundreds of offenders to justice.

We also celebrated the 10 year anniversary of the Insurance Fraud Enforcement Unit, a partnership with the Association of British Insurers. Since inception the unit has investigated over £350 million of fraud, secured 584 court convictions and 310 years of prison time for fraudsters.

CRYPTOCURRENCIES

Criminal use of cryptocurrencies has increased year on year. We have been building capability across police forces to investigate these crimes. Training is being provided to over 700 delegates across the whole public sector and we are building a team of investigators to help the police investigate complex and high value cases. A national guidance document on the seizure, retention and disposal of cryptocurrencies was published in July 2022. Cryptocurrency assets under restraint currently exceed £300million.

Put the victim at the heart of everything we do

We have undertaken a range of activities to support victims. Some highlights are set out below.

IMPROVING NATIONAL FRAUD AND CYBER CRIME REPORTING SERVICES

The Fraud and Cyber Crime Reporting and Analysis project replaces Action Fraud in early 2024 and has completed some major milestones this year. Following a competitive procurement process, preferred suppliers have been appointed and full business case approval from government secured. An enhanced website and reporting service will make it easier for the public and business to report crimes and know what has happened to their report. The replacement service will enable us to stop and block more criminals from victimising people and businesses. A new analytics system will also increase successful identification and pursuit of fraudsters.

IMPROVING CRIMINAL JUSTICE SERVICES

We have been delivering improvements in how we support women throughout the criminal justice process and have seen a 55% reduction of female victims withdrawing from the process, during a police investigation.

PROTECTING VICTIMS OF DOMESTIC ABUSE

We are achieving positive results for victims of domestic abuse. From arriving at a domestic abuse-related incident, and throughout the investigation, the mindset of our officers is to gather all available evidence. By promoting this approach we have been able to build evidence-led prosecutions on behalf of victims even where they do not wish to engage with the criminal justice system. This was described by HMICFRS as being the best approach they have seen in England and Wales. In the last 12 months domestic abuse matters training has been delivered to help officers identify signs of domestic abuse and understand it from the perspective of the victim. This has resulted in an increase in the volume of public protection notices submitted to safeguard vulnerable people.

SUPPORTING VICTIMS OF FRAUD AND CYBER CRIME AND PREVENTING REPEAT VICTIMISATION

Our National Economic Crime Victim Care Unit provides victims who report to Action Fraud with bespoke specialist advice to signpost to support services and help them to protect themselves from falling victim again in the future. The level 1 service has now been rolled out to all police forces and the level 2 service (aimed at more vulnerable victims) has now been rolled out to 30 forces. In the past 12 months, the unit has engaged with and supported 113,356 victims including directly helping 100 victims to recover over £2.6 million in money lost to fraudsters.



Policing Plan Organisational Priorities



Improving workforce representation to better reflect our communities



Ensuring our people have the skills and equipment they need



Ensuring well-being & engagement of our people



Reducing our environmental impact



Our People, Our Resources Efficiency and Effectiveness

Our organisational priorities focus on building the organisational capabilities that enable us to deliver an efficient and effective service to our communities. Some highlights of this work are set out below.

POLICE UPLIFT PROGRAMME

Over the last year, we recruited 199 officers into the City. 130 were student officers and the remaining were transferees from other police services

- 22.8% of joiners were female
- 14% were from ethnic minority backgrounds.

We were one of the few police services that exceeded our recruitment target and our approach to recruitment and retention was highlighted by HMICFRS as one of the best in the country.

RETAINING AND SUPPORTING NEW OFFICERS

We introduced a 'buddy scheme' which involves a new member of staff being given a more experienced officer as a point of contact to help them settle in throughout their probationary period. We also introduced a 'friendly ear' programme. This is a confidential contact system, where new recruits can discuss things that are causing them anxiety, stress or frustration. Recruits are then signposted to relevant support. By understanding the factors that influence retention, we have introduced programmes that are encouraging new staff to stay.

COMMUNITY POLICING

As a result of our successful recruitment through the Police Uplift Programme we have increased our number of Dedicated Ward Officers from 12 to 18 and also introduced a Schools Liaison Officer to be build upon our relationship and communication with our communities.



REDUCING OUR ENVIRONMENTAL IMPACT

Our vehicle fleet will be fully ULEZ compliant by 2023 (excluding horsebox) with over 70 vehicles replaced over 3 years. We have raised awareness of how officers and staff can contribute to environmental targets including reducing energy use, printing and use of disposable cups. Recycling facilities have been introduced across the estate. This has seen a reduction in costs and waste. New LED lighting on sensors installed throughout Bishopsgate which switch off when the area is unoccupied has seen a great reduction in power consumption. All products sold through our catering contract use recyclable plastics only and we are moving towards being single use plastics free. All chemicals used by our cleaning contractor are biodegradable only, ensuring minimal impact on the environment.

Our People, Our Resources Efficiency and Effectiveness

WORKFORCE DIVERSITY

We have been improving the diversity of our workforce through targeted recruitment of women. As of 31 December 2022, 23.6% of the officer workforce were female, a 0.2% increase from 2021. Staff female representation was 59.4%, an increase of 1.5% from 2021. Specials female representation was 22.4% in 2022, an increase of 2.4% from 2021.

Our aim is to further increase the diversity of our workforce and our recruitment and attraction strategies are designed to support this. In 2022 14% of officers, staff and specials were recorded as ethnic minorities, a 5% increase since 2021.

OUR PEOPLE INCLUSIVITY PROGRAMME

We continue to build a positive internal culture and standards by promoting inclusivity, equity and belonging for all employees through the launch of the 'Our People Inclusivity Programme'. This year more than 650 of our people attended an in-person event within six months. Following the success of the event, we introduced a range of inclusivity sessions which allow colleagues to choose from a menu of programmes depending on learning style and knowledge gap. These programmes include sessions which raise awareness of current and historic issues faced by underrepresented groups and relationships with policing, training on how to be an active bystander and effectively challenge microaggressions and other behaviours that are not in line with our values, and a range of other topics which will be rolled out over the course of the year.

ZERO TOLERANCE OF ASSAULT AND HATE CRIME AGAINST OUR PEOPLE

Operation Hampshire is our procedure for investigating incidents of assaults and hate crime committed against our officers and staff by the public during the course of their duty. This includes post-incident support. We are piloting the national police assaults data app to improve national collection and understanding of these types of incidents.

POLICE CADET PROGRAMME

Our police cadet programme now has over 30 cadets who undertake a bespoke development plan and we are supporting them to take part in the Duke of Edinburgh scheme.

POSITIVE ACTION LEADERSHIP SCHEME

In 2021 we implemented a professional development programme specially designed to give our officers and staff who come from an ethnic minority group tools to progress in their careers, whether for promotion or lateral development. The scheme comprises six modules delivered over a nine-month period, with guest speakers joining each session. The modules focus on presentation skills, networking, building confidence, career planning, mentoring, self-awareness, strategic awareness and project management. In 2022 there was an increase in participation in the scheme and this will be delivered again in 2023.

Crime Statistics

Local data

We monitor criminality within the City, so we can react to emerging trends and patterns to keep residents, workers and visitors safe. The impact of COVID-19 lockdown saw crime reduce in 2020/21. Since then footfall in the City has been gradually returning and is currently around 75% of pre-pandemic levels. This resulted in a rise in criminality in 2022/23 compared with the previous year but is still below pre-pandemic levels.

Row Labels	2018/19	2019/20	2020/21	2021/22	2022/23	1 year % change	1 year change	5 year % change	5 year change
VIOLENCE AGAINST THE PERSON	1195	1190	491	1115	1182	6%	67	-1.1%	-13
SEXUAL OFFENCES	102	94	41	119	139	17%	20	36.3%	37
ROBBERY	138	158	77	111	125	13%	14	-9.4%	-13
THEFT OFFENCES	4434	5465	1924	3227	4575	42%	1348	3.2%	141
CRIMINAL DAMAGE & ARSON	220	273	179	279	274	-2%	-5	24.5%	54
DRUG OFFENCES	494	733	615	664	587	-12%	-77	18.8%	93
POSSESSION OF WEAPONS OFFENCES	66	78	48	54	57	6%	3	-13.6%	-9
PUBLIC DISORDER	425	470	260	528	516	-2%	-12	21.4%	91
MISCELLANEOUS CRIMES AGAINST SOCIETY	170	261	225	205	206	0%	1	21.2%	36
Grand Total	7244	8722	3860	6302	7661	22%	1359	5.8%	417

There has been a 36% increase in crime over the last year, with a 42% increase in theft offences and a 12% decrease in drug offences. There has been a 4.3% increase in crime over a 5 year period, with a 14% decrease in possession of weapons offences and a 9% decrease in robbery.

Positive Outcome Rate

Positive outcomes arise following identification and apprehension of criminals operating in the City. They cover outcomes such as charges, cautions and community resolutions against all crime reports.

Positive Outcome Rate	2018/19	2019/20	2020/21	2021/22	2022/23	1 year change	5 year change
VIOLENCE AGAINST THE PERSON	20%	19%	24%	17%	18%	1%	-2%
SEXUAL OFFENCES	9%	18%	21%	5%	11%	6%	2%
ROBBERY	6%	14%	9%	3%	9%	6%	3%
THEFT OFFENCES	11%	11%	11%	13%	9%	-4%	-2%
CRIMINAL DAMAGE & ARSON	16%	19%	24%	15%	17%	2%	1%
DRUG OFFENCES	88%	85%	88%	82%	84%	2%	-4%
POSSESSION OF WEAPONS OFFENCES	46%	57%	45%	67%	43%	-24%	-3%
PUBLIC DISORDER	18%	22%	27%	25%	19%	-6%	1%
MISCELLANEOUS CRIMES AGAINST SOCIETY	44%	51%	26%	38%	24%	-14%	-20%
Grand Total	18%	18%	30%	23%	17%	-6%	-1%

National data

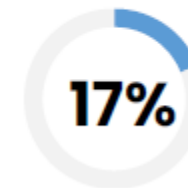
The City has a very different profile of crime compared to the national position. It has significantly higher levels of theft offences, at 59% in 2022, compared to the national picture at 30%. The national picture has been changing over the last five years, with a 9% reduction in theft offences, whereas the City's proportion of theft offences has remained broadly stable.

Row Labels	National Data - 2018	National Data - 2022	Difference between 2022 and 2018	COLP Data - 2018	COLP Data - 2022	Difference between 2022 and 2018
Violence against the person	31.2%	38.5%	7.3%	16.8%	16.0%	-0.8%
Sexual offences	3.1%	3.6%	0.4%	1.5%	1.7%	0.2%
Robbery	1.6%	1.3%	-0.3%	1.9%	1.5%	-0.4%
Theft offences	38.8%	29.6%	-9.2%	60.9%	59.1%	-1.9%
Criminal damage and arson	11.1%	9.8%	-1.3%	3.3%	3.8%	0.5%
Drug offences	2.8%	3.2%	0.4%	6.2%	7.7%	1.5%
Possession of weapons offences	0.9%	1.0%	0.1%	1.0%	0.7%	-0.3%
Public order offences	8.5%	11.0%	2.5%	5.9%	6.7%	0.7%
Miscellaneous crimes	2.0%	2.1%	0.1%	2.4%	2.7%	0.4%

The national picture is also showing a changing picture around violence offences, increasing in proportion by 7% from 2018 – 2022. Again, the City has a very different trend, with broadly similar levels at a much lower proportion of crime (16% City of London Police v 38% National).

The national positive outcome rate at the end of Jan 2023 was 11%. We are performing above this, **delivering a positive outcome rate of 17%** (Feb 2023). 12 month rolling rates are used to minimise the impact of monthly changes.

Rolling 12 Months Positive Outcome Rate



Rolling 12m – Number of Positive Outcomes

1295

The positive outcome rate is showing stability for City of London Police, with volumes showing an improvement for the rolling 12 months ending March 2023.

Crime Statistics continued

THEMES	2018/19	2019/20	2020/21	2021/22	2022/23
NEIGHBOURHOOD	1043	1268	517	1113	1698
NEIGHBOURHOOD % OF ALL CRIME	15%	15%	10%	21%	23%
DOMESTIC ABUSE	164	131	89	152	199
DOMESTIC ABUSE % OF ALL CRIME	2%	2%	2%	3%	3%
VIOLENCE AGAINST WOMEN AND GIRLS	436	420	229	415	506
VIOLENCE AGAINST WOMEN AND GIRLS % OF ALL CRIME	6%	5%	5%	8%	7%
NIGHT-TIME ECONOMY	4553	5492	2299	4211	5165
NIGHT-TIME ECONOMY % OF ALL CRIME	65%	63%	45%	78%	71%
LICENSED PREMISES	1337	1917	241	1215	1684
LICENSED PREMISES % OF ALL CRIME	19%	22%	5%	23%	23%
CSE	0	0	0	0	3
CSE % OF ALL CRIME	0%	0%	0%	0%	0%
CSA	5	3	7	4	6
CSA % OF ALL CRIME	0%	0%	0%	0%	0%
HATE CRIME	143	190	98	182	170
HATE CRIME % OF ALL CRIME	2%	2%	2%	3%	2%
MENTAL HEALTH	453	713	652	967	1082
MENTAL HEALTH % OF ALL CRIME	6%	8%	13%	18%	15%
KNIFE CRIME	58	26	19	15	60
KNIFE CRIME % OF ALL CRIME	1%	0%	0%	0%	1%
MODERN SLAVERY AND HUMAN TRAFFICKING	15	15	8	9	9
MODERN SLAVERY AND HUMAN TRAFFICKING % OF ALL CRIME	0%	0%	0%	0%	0%
	6986	8729	5056	5369	7288

*CSE - Child Sexual Exploitation

*CSA - Child Sexual Abuse

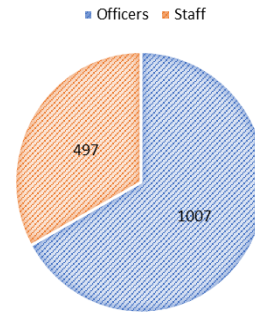
THEMES	1 year % change	1 year change	5 year % change	5 year change
NEIGHBOURHOOD	53%	585	63%	655
NEIGHBOURHOOD % OF ALL CRIME		3%		8%
DOMESTIC ABUSE	31%	47	21%	35
DOMESTIC ABUSE % OF ALL CRIME		0%		0%
VIOLENCE AGAINST WOMEN AND GIRLS	22%	91	16%	70
VIOLENCE AGAINST WOMEN AND GIRLS % OF ALL CRIME		-1%		1%
NIGHT-TIME ECONOMY	23%	954	13%	612
NIGHT-TIME ECONOMY % OF ALL CRIME		-8%		6%
LICENSED PREMISES	39%	469	26%	347
LICENSED PREMISES % OF ALL CRIME		0%		4%
CSE		3		0
CSE % OF ALL CRIME		0%		0%
CSA		2		1
CSA % OF ALL CRIME		0%		0%
HATE CRIME	-7%	-12	19%	0
HATE CRIME % OF ALL CRIME		1%		0%
MENTAL HEALTH	12%	115	139%	629
MENTAL HEALTH % OF ALL CRIME		-3%		9%
KNIFE CRIME	300%	45	3%	2
KNIFE CRIME % OF ALL CRIME		1%		1%
MODERN SLAVERY AND HUMAN TRAFFICKING	0%	0	-40%	-6
MODERN SLAVERY AND HUMAN TRAFFICKING % OF ALL CRIME		0.0%		0.0%



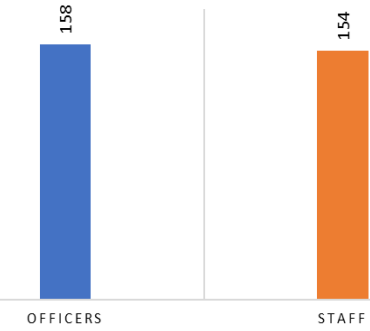
Our Resources

*as at 31.03.23

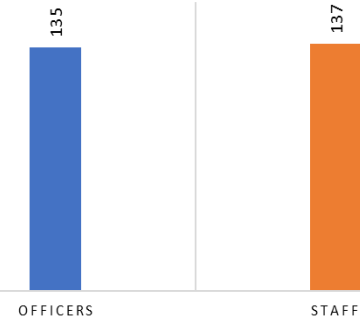
TOTAL HEADCOUNT



CORPORATE SERVICES



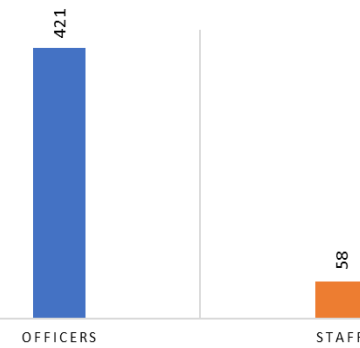
NATIONAL LEAD FORCE



SPECIALIST OPERATIONS



LOCAL POLICING



ROCU



Our Finances

Income & Expenditure		2022/23				2021/22	
Revenue	Latest Approved Budget		Outturn (unaudited)		Outturn		
	£'000	%	£'000	%	£'000	%	
EXPENDITURE							
Employee-Related Expenses	123.5	71	120.3	65	113.3	68	
Other Expenditure							
Premises Costs	6.8	4	3.6	2	7.5	4	
Transport Costs	2.4	1	2.7	1	2.7	2	
Supplies & Services / Other	42.1	24	59.8	32	43.2	26	
Total Expenditure	174.8	100	186.3	100	166.7	100	
Total Income	-174.8		-193.4		-168.9		
(Under) / Over Spend	0.0	100	-7.1		-2.2		

22/23 underspend in Employee-Related Expenses due to lower pensions deficit contribution

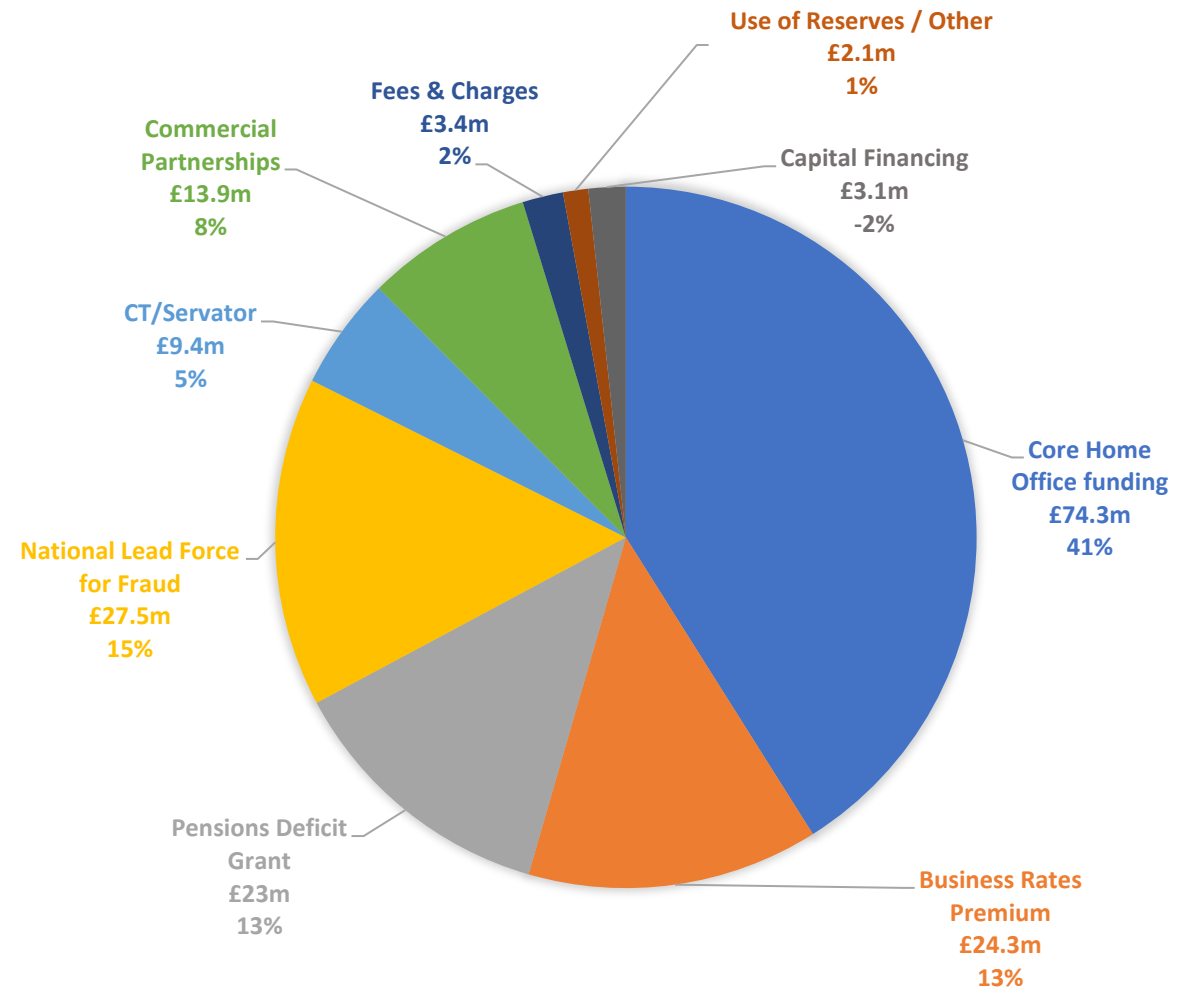
22/23 outturn includes higher income and expenditure than budget for National Lead Force grants

22/23 outturn for Premises Costs includes £2.3m Supplementary Revenue Projects net of a £4.5m national non-domestic rate refund

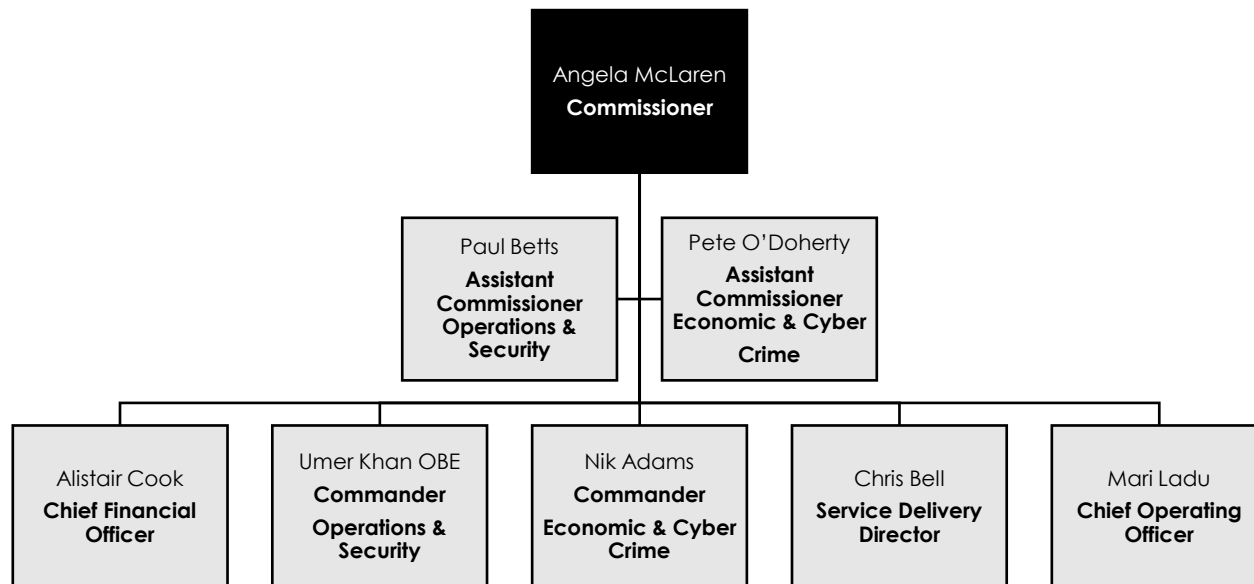
Breakdown of funding:

Core Home Office funding	£74.3
Business Rates Premium	£24.3
Pensions Deficit Grant	£23
National Lead Force for Fraud	£27.5
CT/Servator	£9.4
Commercial Partnerships	£13.9
Fees & Charges	£3.4
Use of Reserves / Other	£2.1
Capital Financing	£-3.1 *NB Capital Financing including (Action Fraud loan repayment) is treated as negative funding in City Fund budgeting terms
Total Funding	£174.8

BREAKDOWN OF 2022-23 FUNDING BUDGET



Our Chief Officer Team



Our Police Authority team

The Court of Common Council is the Police Authority for the Square Mile as set out in the City of London Police Act 1839. Under Section 56 of the Act, the Common Council delegated to the Police Board all its police authority functions (with the exception of the appointment of the Commissioner). The Committee's role is to make sure the City of London Police runs an effective and efficient service by holding the Commissioner to account; to ensure value for money in the way the police is run, and to set policing priorities considering the views of the community.

Police Authority Board

Deputy James Thomson (Chair)
 Tijs Broeke (Deputy Chair)
 Caroline Addy
 Munsur Ali
 Nicholas Bensted-Smith
 Alderman Professor Emma Edhem
 Helen Fentimen
 Alderman Timothy Hailes
 Deborah Oliver
 Deputy Graham Packham
 Dawn Wright
 Melissa Collett (External Member)
 Andrew Lentin (External Member)
 Sir Craig Mackey (External Member)
 Michael Mitchell (External Member)

Strategic Planning & Performance Committee

Tijs Broeke (Chair)
 Andrew Lentin (Deputy Chairman)
 Caroline Addy
 Munsur Ali
 Deborah Oliver
 Alderman Timothy Hailes
 Deputy James Thomson
 Helen Fentimen
 John Griffiths
 Moawia Bin-Sufyan (External Member)
 Adrian Hanstock (External Member)

Resource Risk & Estates Committee

Alderman Timothy Hailes (Chair)
 Tijs Broeke (Deputy Chair)
 Deputy James Thomson
 Andrew Lentin
 Dawn Wright
 Alderman Professor Emma Edhem
 Helen Fentimen
 Deputy Randall Anderson
 Martha Grekos
 Adrian Hanstock (External Member)
 Michael Landau (External Member)

Economic & Cyber Crime Committee

Deputy James Thomson (Chair)
 Tijs Broeke (Deputy Chair)
 Alderman Professor Emma Edhem
 Alderman Timothy Hailes
 Dawn Wright
 Deputy Graham Packham
 James Tumbridge
 Deputy Christopher Hayward
 Jason Groves
 Alderman Broniek Masojada
 Andrew Lentin (External Member)
 Michael Landau (External Member)

Police Pensions Board

John Todd (Chair)
 Alderman Alexander Barr (Deputy Chair)
 Deputy Henry Colthurst
 Helen Isaac
 Timothy Parsons
 Ray Eaglesmith

Professional Standards & Integrity Committee

Caroline Addy (Chair)
 Deborah Oliver (Deputy Chairman)
 Nicholas Bensted-Smith
 Tijs Broeke
 Alderman Professor Emma Edhem
 Deputy James Thomson
 Jason Groves
 Florence Keelson-Anfu
 Michael Mitchell (External Member)
 Alice Ripley (External Member)